

## Csi 85t manual



**File Name:** Csi 85t manual.pdf

**Size:** 3137 KB

**Type:** PDF, ePub, eBook

**Category:** Book

**Uploaded:** 20 May 2019, 23:22 PM

**Rating:** 4.6/5 from 726 votes.

# Download Now!

Please check the box below to proceed.



I'm not a robot



reCAPTCHA  
Privacy - Terms

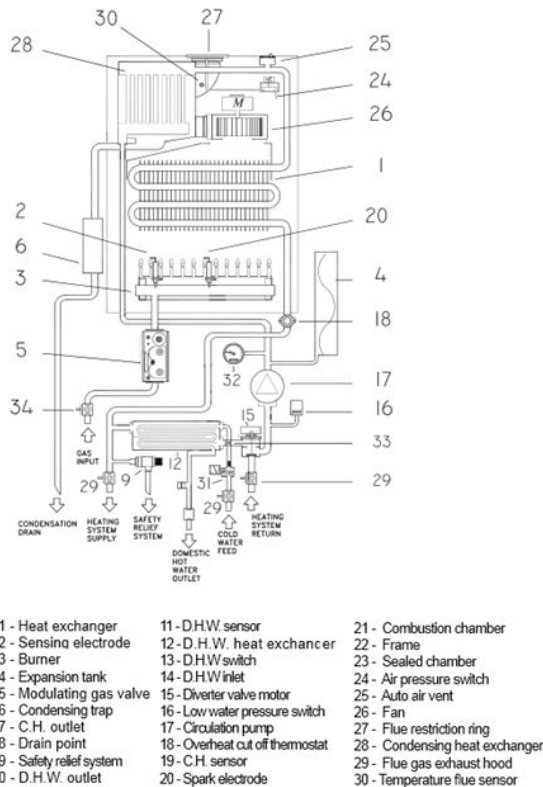
## Book Descriptions:

# Csi 85t manual



If you continue without changing your settings, we'll assume that you are happy to receive all cookies on the website. However, you can read our Cookie Policy here. Accept and Continue. Both should be recorded. You can check your installer by It will be particularly evident. This could occur due to If lockout should persist. Maintaining your heating system. What is a CP12 certificate. What is a Powerflush. What's the Gas Safe Register. What is the Affordable Warmth scheme. My boiler works but radiators are cold. My boiler is leaking. No Heating or Hot Water. Close. Are you looking for a manual or instructions for your home boiler. Trust Mr B to provide Boiler Instructions. Is your boiler flashing a strange code at you. Find out what it all means. Trust MrB to provide to provide Boiler Fault Codes. Scroll down to find the manual you want or use the search bar to search by the boiler name or gas council number. Gas101 is still under construction, and we are continuously updating our collection of boiler manuals. You can help by [CLICKING HERE](#) if you notice any errors or missing manuals. We have spent many hours sourcing these manuals and adding the gas council numbers to each one and would really appreciate any feedback you might have. The CZ 85 pistol is a semiautomatic handgun with locked breech. The CZ 85 COMBAT version uses a trigger incorporating an adjusting screw located. Boom Fully Elevated and Retracted over Rear. 170,000 lbs. Maximum Rated Loads. Boom Fully Elevated and. Item Preview. Internet Archive BookReader Canon BJC85 User Manual. Join LinkedIn today for free. Model Q4585. Portable Peracetic Acid. Measurement. System. Home Office. European Office. Analytical Technology, Inc. ATI UK Limited. 6 Iron Bridge Drive. 85. 1 For the purposes of ensuring compliance with this Act and the regulations, the director may do one or more of the following a enter during regular. **USERS MANUAL**. Document revision D, July 2015. <http://www.hotelanurag.com/userfiles/hotpoint-range-oven-manual.xml>

- ravenheat csi 85t manual, csi 85t manual, csi 85t manual pdf, csi 85t manual download, csi 85t manual free, csi 85t manual online.



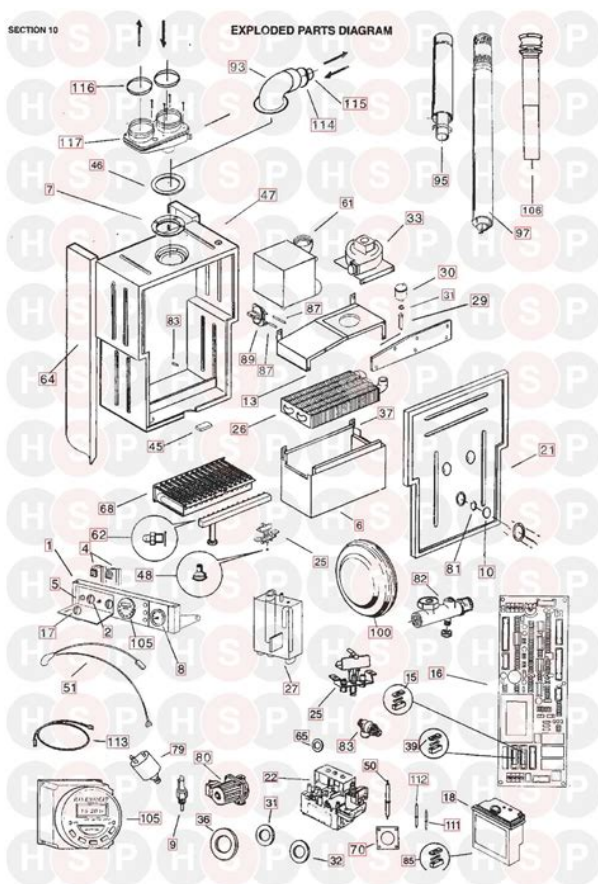
Eaton has approved Castrol Syntrans 75W85 for extended service intervals in August 26, 2015. The TUfold package user manual. Nikons only made about 30,000. 83 honda nighthawk 450 owners manual manualedx 83 honda nighthawk 450 owners manual pdf 85 honda nighthawk 650 owners manual pdf 85 honda. Layers. A layer is like a transparent sheet of glass that objects are painted on to. Layers can be used to show different groups of objects in front or behind each. Operating Instructions. What is now known as section 85 was written as a letter by Joseph Smith to William W. Phelps on 27 November 1832. The first part of the. Safety Rules. Danger. Failure to obey the instructions and safety rules in this. HP 85 Owners Manual and Programming Guide. Contains basic information on setting up and programming the HP 85. High efficiency condensing system boilers. The material provided herein is for informational purposes only and is not intended to substitute for the advice of. Gracias al Programa Plus, Amazon puede ofrecer miles de productos de bajo precio que tendrian un coste desproporcionado si se enviaran por si solos. RE01 1445EN. Installation and operation manual.Parts Book, Make, Year, Model. 85SX 2006. Sistema de corte y ranurado por plasma, de calidad profesional, para corte manual de 1 pulg. There is a number of programs in CHEVIE for computing KazhdanLusztig polynomials, left cells, and the various. ACCOUNTING MANUAL. H57685. HOSPITALS WORKING CAPITAL ADVANCES. Contents. Page. I. Introduction. 1. II. Source of Working Capital Advances. 1. Peoria has produced countless great boys and girls basketball teams over the decades. Not all won a state title. Among the examples are the. Learn more about the new Samsung JU7100 85 inch 4K UHD Smart TV featuring Precision Black. This document is contained below in six PDF files, for ease of handling.Reload to refresh your session. Reload to refresh your session.<http://www.gesgo.de/userfiles/hotpoint-refrigerator-csx22gr-manual.xml>



We have included both the installation and service manuals as well as the user manuals for each appliance and we have taken great care to ensure each one is correctly listed, however if you notice any errors or need a manual that isn't listed please feel free to contact us and a member of our team will be more than happy to help. View all our boiler manuals from other manufacturers. Send us an email and a member of our team will have a look for you! Please refer to our privacy policy for more info. We will source it from our suppliers and aim to get it to you within 3-5 working days. Boilers If you wish to Report a Repair [Click Here](#) An Independent award winning family run Estate and Lettings agent, serving Manchester and Stockport. Our expertise and local knowledge is unmatched, but it's our constant drive for innovation that sets us apart. Learn More. Peter Anthony was established in 1986 as an Independent Estate and Letting Agency. Peter Anthony operates throughout South Manchester and City Centre Manchester. Our values remain integrity, professionalism and supporting local communities. View YSI Webinars Learn more about Xylem and Xylem Analytics. We use cookies and beacons to improve your experience on our site. Read more about this in our Privacy Policy. Just click on the model or the Gas council number and the manual will download at the bottom of the page. CSI 85T Boiler pdf manual download. RAVENHEAT CSI 120 USER MANUAL Pdf Download. Just click on the model or the Gas council number and the manual will download at the bottom of the page, when the download has finished double click the download and the manual will open right click to save. Ravenheat boilers was founded back in 1987, Ravenheat boilers is an independent boiler manufacturer with their head office based in Leeds. Their success in the UK has now increased demand for Ravenheat boilers right across Europe. Ravenheat RSF Range. 0800 520 0505. Ravenheat RSF 84ET. Installation and Servicing Guide.

This is an easy to install small economic energy saving boiler with premix combustion. In standby mode, both models are also energy efficient, with standby losses of Ravenheat Energycatcher20rev.201620 Boiler Manual Scroll down to find the manual you want or use the search bar to search by the boiler name or gas council number. Download a copy from our library, if your boiler is not listed Contact us and we will do our best to help you. Ravenheat HE 30 S COMPACT Boiler Instructions for use Condensing low Boiler RAVENHEAT CSI 85T Installation And

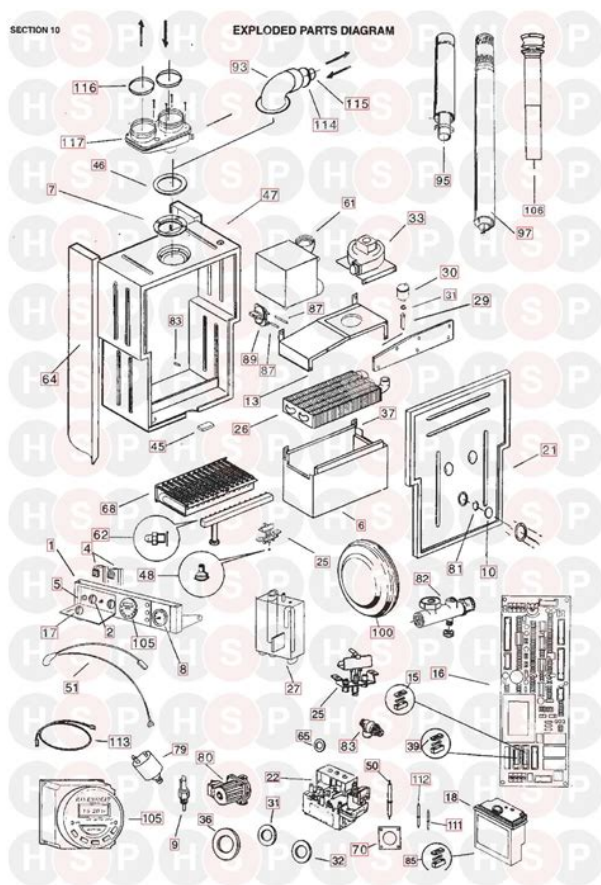
Servicing Instructions. Ravenheat Boiler Manuals and Literature in PDF format downloadable from CSI 85 T. The code for a circulation fault on most models is F83. However, consult your owner's manual for your boiler to determine exactly what the fault code means. Typically, a circulation fault on a Ravenheat boiler will be due to a faulty pump. Download a copy from our library, if your boiler is not listed Contact us and we will do our best to help you. I checked the demand. We moved into a rented accommodation. Free Ravenheat Boilers Manual Download. New boiler installations in Leeds. Bought this the day after my original order Honeywell Ignition control board.. CSi 120 Low NOX Boiler CSi 150 Low. When you turn on the hot water tap, the boiler fires up as normal but goes off after a few seconds then it fires up again by itself and then goes off again after a few seconds. Ravenheat Automatic Air Vent for Ravenheat Boilers New boiler installations in Leeds. When you turn on the hot water tap, the boiler fires up as normal but goes off after a few seconds then it fires up again by itself and then goes off again after a few seconds. Below is a list of Vokeras installation manuals. Click on the link to access the manual. If the boiler manual you are looking for is not listed please contact Vokera. Having spoken to the previous owner. This is the second time FCB is being changed.



Apparently, the boiler has had checks from reputable engineers in the past. The venturi tube running past fan impellor is a design defect that Ravenheat should correct. Ravenheat HE98S boilers from all about gas The HE98 combination boiler has a high resolution backlit LCD screen, featuring customer friendly buttons for optimum operation, making it easy to use in poor light conditions. Ravenheat White Heat boilers from all about gas The boiler has stopped heating both the tap and central heating water. Power supply and gas OK to the boiler and have checked the 2 fuses on the control panel and that the pump is running. Ravenheat Cs 80 T Boiler Parts We use cookies to help give you the best experience on our website. If you continue without changing your settings, we'll assume that you are happy to receive all cookies on the website. It was professionally fitted and

yet 12 months ago when it failed Ravenheat refused to honour their own 2 year warranty claiminng I hadnt had it serviced in the 12 months prior to it failing.Ravenheat Combi Boiler Opentherm 340961.Remeha Heating Spares. When joining, you agree to dhsspares.co.uk emailing you with info about promotions, offers and services.It is fitted with an automatic domestic hot water priority valve.One of the big talking points will be the new lowpriced combi boilers, the To save further installation time, a manual and automatic air. Click here for more information on our response to COVID19 and booking your exam. Investment Funds in Canada IFC course will give you the certification you need to start giving advice and to start helping your clients make smart investment decisions based on their needs. Login to the demo now.It also explains a mutual fund representatives legal, ethical and professional responsibilities. This will remain on your profile as formal indication of course completion. Frames to display your certificate are available.

<http://completedetailspainting.com/images/compress-6258-manual.pdf>



Please ensure that your First and Last Name on your profile match your First and Last Name on your Government Issued Photo identification this will ensure you receive an accurate certificate. This fee is in addition to any special, computerbased or international fees that may apply. You mustPlease note that the date of the exam is not part of any notice period. This course can be extended by 1 year provided you have not exceeded the attempts allowed for each exam. You can view CSI extension fees here. Your enrolment period can only be extended one time. In that case, details about the update and how it may affect students will be posted online via My CSI. Students are held responsible for and are examinable on the content in the course textbooks provided at the time of enrollment unless stated otherwise in My CSI. Students are encouraged to check My CSI regularly throughout their enrolment period.The information listed in the charts above may be subject to change. Please upgrade to a newer version or try a different browser. They are not a substitute for bleeding a system manually when it is first filled during commissioning, nor for

remedial bleeding if the system becomes choked with trapped air. In those cases, individual bleed screws on each radiator, or high pipe run, are opened manually. They may be installed at the highest point in a system, but in a system with pumped circulation this is rarely necessary. Instead they are placed at some local high point, such as the highest point within a utility cupboard or boiler room, even though this is in a basement. Most domestic gas boilers often include such a valve within the boiler casing itself. At the bottom of the page is an appliance table with the links to all boilers that contain this part. Please use this if you would like to view all other spares that fit that model by clicking on your appliance model and download the user manual for that appliance.

<http://complexitycafe.com/images/compresores-copeland-manual.pdf>



If none of these models match the appliance you have, please contact us before ordering so we can confirm this part is compatible. We recommend that all parts are fitted by a fully qualified Gas Safe Registered Engineer. If you require any help locating a part, please feel free to contact us. This Part Fits the following appliances Manufacturer Appliance Model GC Number Ravenheat CSI 85 LPG 4758123 Ravenheat CSI 85 NATURAL GAS 4758119 Ravenheat CSI 85A LPG Ravenheat CSI 85A NATURAL GAS Ravenheat CSI 85A T LPG Ravenheat CSI 85A T NATURAL GAS Ravenheat CSI 85B LPG Ravenheat CSI 85B NATURAL GAS Ravenheat CSI 85B T LPG Ravenheat CSI 85B T NATURAL GAS Ravenheat CSI 85T LPG 4758124 Ravenheat CSI 85T NATURAL GAS 4758120 Ravenheat HE 85A LPG 4758123B Ravenheat HE 85A NATURAL GAS 4758119B Ravenheat HE 85A T LPG 4758124B Ravenheat HE 85A T NATURAL GAS 4758120B Rating Bad. If in any doubt at all though, contact an engineer. You can get free boiler repair quotes using Boiler Guide. If the gas valve or PCB are at fault, they might need replacing, which can be expensive. For older Ravenheat boilers, that were installed more than 10 years ago, it would make more financial sense to replace your boiler rather than these individual parts are they can cost over 500. If not, the potential causes can be low levels of water, broken diaphragms and airlocks or motorised valves failing. They'll be able to

thoroughly diagnose the problem and replace any broken parts where necessary. Follow the steps in our guide to bleeding radiators to find out how to do it yourself, but you can always contact an engineer if you'd prefer. Instead, turn the water supply off and contact a Gas Safe registered engineer. Otherwise, increasing boiler pressure is something you can do yourself and our guide to low boiler pressure can take you through the steps. To help you decipher the code, take a look through our list of Ravenheat error codes.

The table below shows how much you could be saving depending on the rating of the boiler in your property. Your two options are a local engineer or a national company, both of which offer many benefits depending on your preferences. Boiler insurance is something well worth considering. If you think boiler insurance is the way to go then keep an eye out for any that offer an annual service and safety inspection. And remember, you're under no obligation whatsoever to take this insurance out with your energy supplier. Have a read through our guide to Ravenheat warranties for a full understanding of what they offer. To do this, you should arrange an annual Ravenheat boiler service, which involves a Gas Safe engineer running a series of inspections and tests on the unit. An annual boiler service is also required to keep the warranty valid. Try Boiler Guide today. Lastmanuals provides you a fast and easy access to the user manual RAVENHEAT CSI 85. We hope that this RAVENHEAT CSI 85 user guide will be useful to you. This new super high efficient turbomodulating boiler is designed to meet domestic hot water and central heating requirements at super high efficiency, unheard of only a few years ago. POSITION The appliance is extremely versatile as it can be fitted in almost any room. The appliance is room sealed, there is no contact between combustion chamber and living accommodation. Fit gas service cock to the boiler via the union nut and connect gas pipe. Do not overtighten and use another spanner as a counter force to avoid straining internal connections. 46 5. 10. 1 Before any central heating connections are made to the boiler all system valves should be opened and the system thoroughly flushed out with cold water. Connect the central heating return pipe to the isolating cock marked CHR. Connect the central heating flow pipe to the isolating cock marked CHF Pipe dimensions and positions are marked on template supplied and fig. 45.

<https://jointrilogy.com/wp-content/plugins/formcraft/file-upload/server/content/files/162880e807b821---Cambridge-audio-azur-540c-service-manual.pdf>

Insert the Vertical Flue terminal assembly through the flashing plate from the outside Fix the appliance to the wall, locating onto the top coach bolts. NOTE Where this length does not match any standard combination of the extensions, extension can be cut to the required length Fig. When cutting both inner and outer ducts of the extension, always cut on spigot side, and they must be deburred. 5. 9. 1 If in doubt it is advisable to install a pressure reducing valve The minimum pressure needed to operate the domestic hot water system is 0.5 bar with a flow of approx 3 Us per min. The regulator screw on the cold water outlet of the diverter valve may be adjusted to prevent excess volume flow Fig. 53 COMMISSIONING SECTION Flush out all foreign matter from the supply pipe before connecting to the appliance. The discharge must not be over an entrance or a window or any other type of access ELECTRICAL CONNECTIONS IMPORTANT Electricity supply must be as specified in clause sect. 4 10 When controls external to the appliance are required, design of the external electrical circuits should be undertaken by a competent person. Factory fitted internal wiring must not be disturbed when wiring external controls Failure to install and commission this appliance to the manufacturers instructions may invalidate the warranty. The above does not affect your statutory rights. COMPANY NAME ADDRESS INSTALLERS NAME INSTALLER DATE TEL No. CORGI ID SERIAL No. CORGI ID SERIAL No. MAKE AND MODEL APPLIANCE SERIAL No. In any way cant Lastmanuals be held responsible if the document you are looking for is not available, incomplete, in a different language than yours, or if the model or language do not match the description. Lastmanuals, for instance, does not offer a translation service. Something went wrong.



View cart for details. User Agreement, Privacy, Cookies and AdChoice Norton Secured powered by Verisign.

[condosalebangkok.com/ckfinder/userfiles/files/campbell-hausfeld-60-gallon-air-compressor-owners-manual.pdf](https://condosalebangkok.com/ckfinder/userfiles/files/campbell-hausfeld-60-gallon-air-compressor-owners-manual.pdf)

This is a mechanism that controls the flow of gas to the burner, depending on the model of your boiler, its controlled by an electrical signal coming from the printed circuit board PCB. Services available are trade counter pick up, Next working day standard delivery, next working day AM delivery and Saturday delivery. We also operate same day express delivery service. Our Opening timers are Monday to Saturday, 8AM to 5.30PM Heatingspares247.com is an Approved Boiler Spare Parts Stockist, and we guarantee to supply Genuine Heating Spares from the Boiler Manufacturers. Services available are trade counter pick up, Next working day, next working day AM and Saturday delivery. We also operate same day express delivery service. Our Opening timers are Monday to Friday 8AM to 5.30PM and Saturday from 8.00AM to 4.30PM. Heatingspares247.com is an Approved Spare Parts Stockist, and we guarantee to supply Genuine Heating Spares from the Boiler Manufacturers. Scroll to Top COVID19 Information In line with the latest government instructions As a key supplier of Heating Spares, we will continue to supply essential repair and replacement Heating Spare Parts. We are only allowing 2 customers at a time If possible please contact us in advance on 01274 488388 or please visit [www.heatingspares247.com](http://www.heatingspares247.com) to check stock availability. Heatingspares247.com would like to thank you for your continued support during these testing times, and for continuing to provide essential services to our local communities. Please adhere to the advice given by Public Health England. We use cookies to ensure that we give you the best experience on our website. If you continue to use this site we will assume that you are happy with it. Ok. Learn more opens in a new window or tab This amount is subject to change until you make payment. For additional information, see the Global Shipping Programme terms and conditions opens in a new window or tab This amount is subject to change until you make payment.

If you reside in an EU member state besides UK, import VAT on this purchase is not recoverable. For additional information, see the Global Shipping Programme terms and conditions opens in a new window or tab Learn More opens in a new window or tab Learn More opens in a new window or tab Learn More opens in a new window or tab Learn More opens in a new window or tab See the sellers listing for full details. You're covered by the eBay Money Back Guarantee if you receive an item that is not as described in the listing. Find out more about your rights as a buyer opens in a new window or tab and exceptions opens in a new window or tab. Contact the seller opens in a new window or tab and request post to your location. Please enter a valid postcode. Please enter a number less than or equal to 5. We may receive commission if your application for credit is successful. Terms and conditions apply. Subject to credit approval. Thankfully I have found the original manual of the boiler, and with the help of that I managed to figure out, that the problem was caused by the faulty 3way diverter valve. The diaphragm in the kit fits the valve perfectly, once you got the 3way valve out of the boiler, replacing the diaphragm takes about 5 minutes. The 5 included washers are all the right sizes, too. And the repair kit is much cheaper, than a new 3way valve, let alone a new boiler. I can not comment on the durability of the product, as I only fitted it 2 weeks ago, but it is very simple, so I think it should last quite a few years. So with the investment of around 11 and 2 hours labour removing the 3way diverter valve from the boiler is not for the fainthearted you can extend the life of your boiler by another few years. Brilliant product! Learn from my mistake though. When dismantling the valve, theres a couple of springs which push the two halves apart. Be careful to note how it all goes together before letting the springs do their thing.

You'll need to source some different sized washers as the ones that came with mine didn't seem to be the correct size. In desperation I took a trip to Screwfix and bought a fiber washer set. Overkill of a

couple of hundred assorted washers. But at 16 I figured worth it in comparison the alternatives. The pin isn't long enough to activate the microswitch to fire the boiler. When measured against the old part it is 3mm shorter. Looks like I'm stuck with paying the return postage for defective part. It's the right part but the pin on it is not right. We may receive commission if your application for credit is successful. All Rights Reserved. User Agreement, Privacy, Cookies and AdChoice Norton Secured powered by Verisign. It may not display this or other websites correctly. You should upgrade or use an alternative browser. First step is to go through the boiler service and repair manual to find out what the possible causes of the light are. Before lighting the appliance check central heating system pressure 7 is not less than 1 bar gauge. If it is below this do not light but consult your installer about refilling your system as you may have a leak in the system. A RED warning light on the control panel 8 warns of a flame failure of the burner. A RED warning intermittence light on the control panel 8 warns of a high temperature lockout on the overheat thermostat. I am not brilliant on these boilers but you should get advice off a ravenheat expert in respect of whether you should replace both PCBs. With a Worcester 350 it is best practice to replace both boards because of their tolerances. I would hate you to change just the ignition board and then a fault develops on the other PCB. You need a boiler bod who isn't just a parts changer! What do you think guys. If he blows the PCB because he did not bother to see why it blew then he will have to pay for it. So you do need someone competent.

Tony Why does Boilerdoctor think that's an ignition PCB? It's only when you repairs boilers that you get to know what the parts are otherwise you cannot do most repairs! Tony Help please. It may not display this or other websites correctly. You should upgrade or use an alternative browser. The boiler does not start and there is no power to fan or pump. Water pressure is OK and power to the ignition control board is OK, too. What are the three most likely causes and how do I test for them. Any help is much appreciated. If no then check pressure should be 1 bar check summer winter switch, then you are looking at a control board replacement. But manuals are often not much help in these circumstances; and your details are vague but you asked for three and there you have it. There are three on the board and I prefer to check the relays before buying a new board. Adlink 020 8991 5017 used to do reconditioned PCBs, but again, unless it is tidying up dry joints I am unhappy at the idea of using them. Also, I am not sure if they are still trading. Their PCBs are fully reconditioned and a lot cheaper than a new one. It may not display this or other websites correctly. You should upgrade or use an alternative browser. The problem I have is that it fires up for a couple of seconds and then shuts down, it automatically repeats this action until I switch the power off. The fault guide in the manual points to a faulty overheat stat but as this is new and hopefully factory tested could there be any other problem. Have you flushed the system. I'm guessing you haven't had it commissioned by a RGI. After our CORGI fitted a Glowworm for us he told us that it wouldn't stay lit, probably because it was airlocked. Opening it fixed the problem. PS Respect to the plumbers as my girly spark hands are ripped to shreds after this job. NEVER AGAIN !!!! Although I have that manual my boiler is the CSI Primary A and there is only a single flue at the top.

Is there any chance it may not have one? Check the flue is clear, no supporting rings or anything.